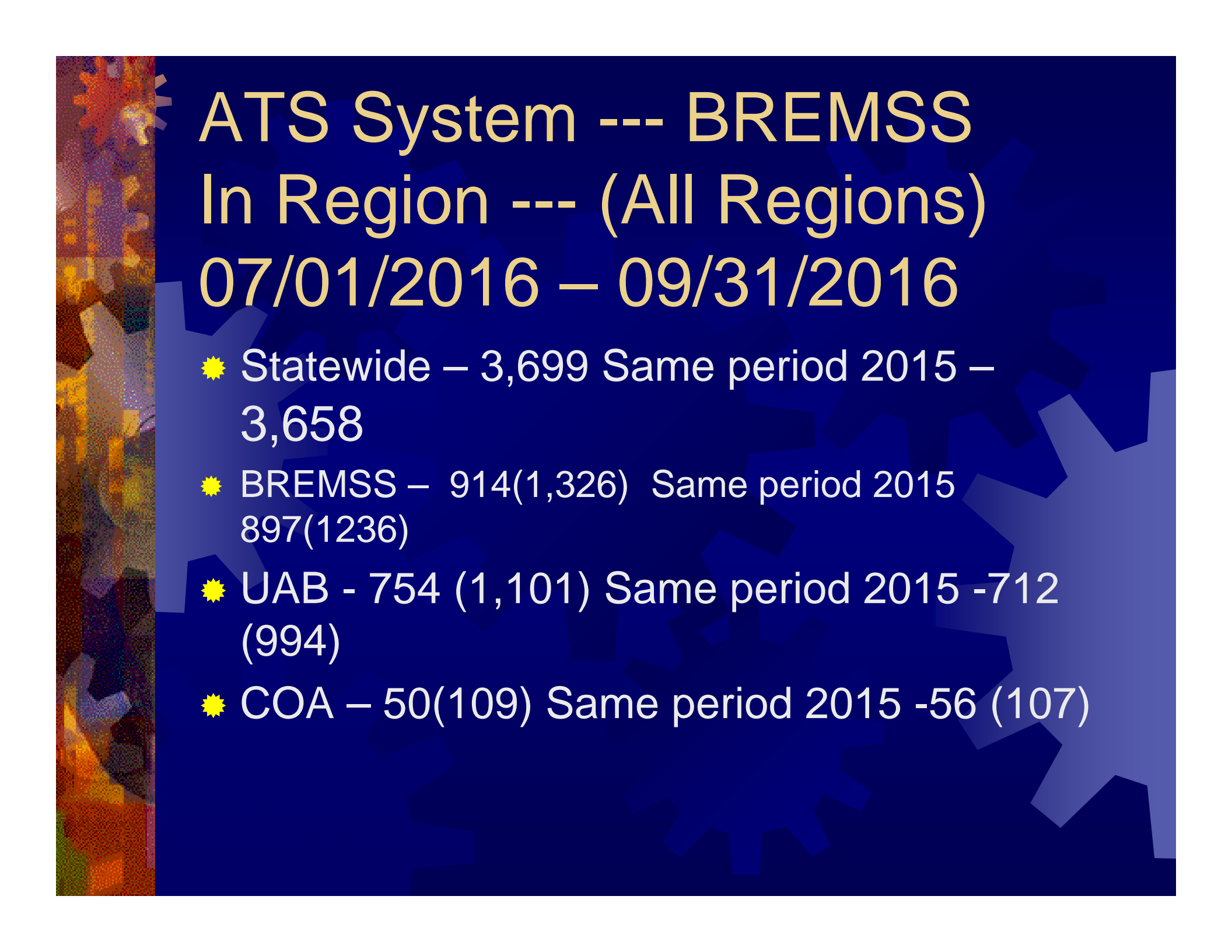




BREMSS MDAC

MDAC October 10, 2016

DATA PULL 10/8/16



ATS System --- BREMSS In Region --- (All Regions) 07/01/2016 – 09/31/2016

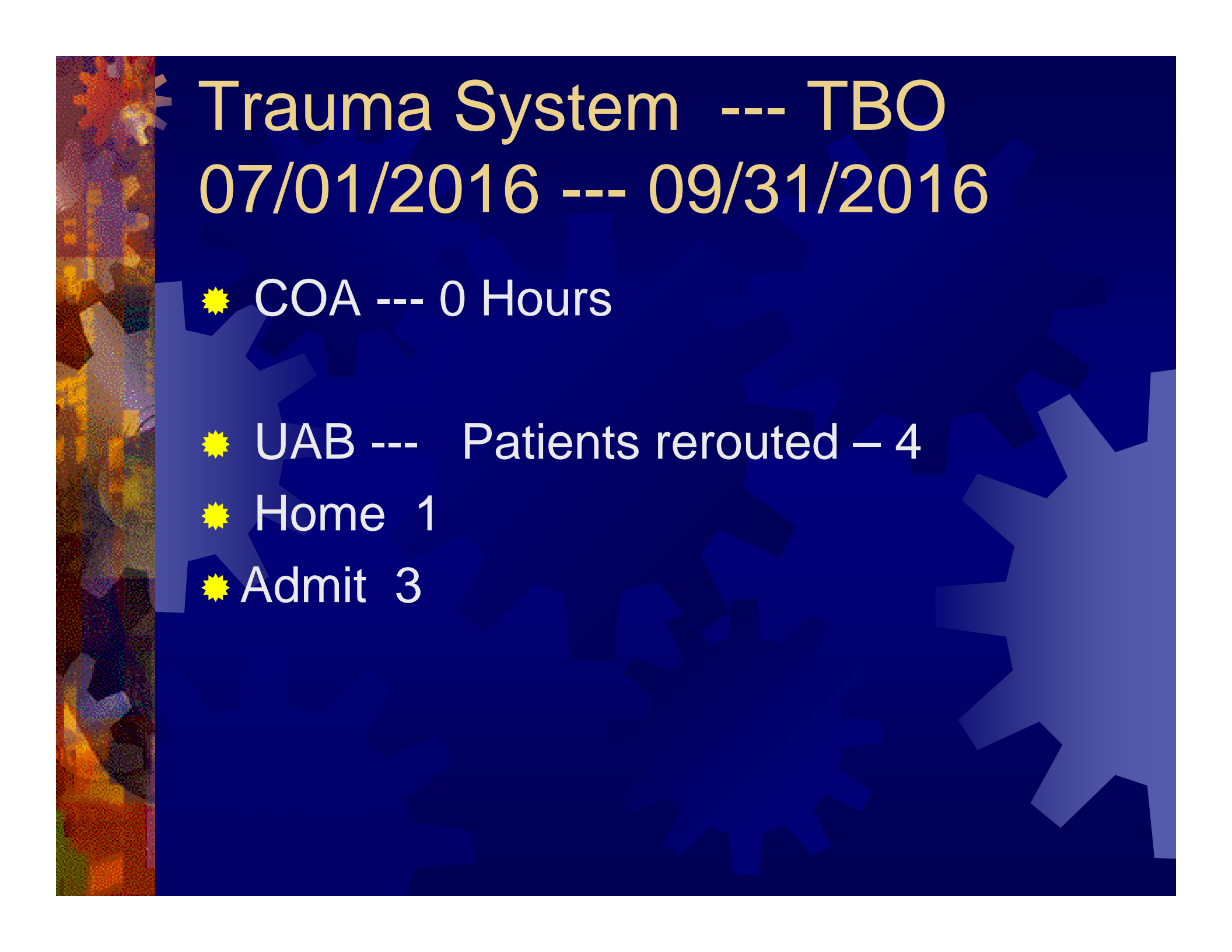
- ★ Statewide – 3,699 Same period 2015 – 3,658
- ★ BREMSS – 914(1,326) Same period 2015 897(1236)
- ★ UAB - 754 (1,101) Same period 2015 -712 (994)
- ★ COA – 50(109) Same period 2015 -56 (107)

TRAUMA SYSTEM OVERLOAD TSO 07/1/2016 – 09/31/2016

☀ COA – 0 Hrs.

☀ UAB –


- ☀ Patients Rerouted -- Total – 32
- ☀ Home 22
- ☀ Admit 9
- ☀ Transfer 1



Trauma System --- TBO

07/01/2016 --- 09/31/2016

- ★ COA --- 0 Hours
- ★ UAB --- Patients rerouted – 4
- ★ Home 1
- ★ Admit 3



TRAUMA SYSTEM ---- RED

07/01/2016 --- 09/31/2016

- ★ COA – 0 HRS.
- ★ UAB – Patients Rerouted: 12
- ★ Home 1
- ★ Admit 7
- ★ Transfer 4

Stroke System Volume 07/01/2016 – 09/31/2016

- ★ TOTAL – 524
- ★ Reports -- 308 (59%) 95 % to CT
- ★ Stroke – 141 (46%)
 - ★ Hem. 31 (22%)
 - ★ Ischemic 103 (78%)
- ★ TPA 25 (24%)
- ★ Admitted 82%

STEMI

07/01/2016 -09/31/2016

- ★ Total patients in system - 138
- ★ Reports received - 80 (58)
- ★ Patients admitted 72 (90%)
- ★ Cath. Lab 55(69%)



NEUROSURGICAL REFERRALS

☀ 0